



TECHNICAL SHEET

AUTOTROL

MAGNUM CONTROL VALVE - LOGIX SERIES





MAGNUM CONTROL VALVE - LOGIX SERIES

The Pentair Magnum Control Valve is one of the most versatile valves on the market.



- All-electronic control platform
- 24-hour super-capacitor backup – no battery necessary
- Remote mount kit allows programming module to be installed up to 40 feet away
- Universal controller – works on all Autotrol brand valves
- Automatic capacity calculations – no math or salt tables necessary
- 12 V operation

TIMER CHARACTERISTICS

742 TIME CLOCK

Simple, economic electronic time clock (chronometric)

1- or 99-day regeneration setting (days interval) or days of the week

Filter or conditioner setting in one control

Fully programmable cycle times

Salt setting in 10-grams increments

Single controller operates Autotrol 255, 263, 268, 278 models, Magnum & Magnum IT with one controller

762 DEMAND

Simple, economic electronic demand (volumetric)

Calendar override – 99 day

28-day variable reserve

Filter or conditioner setting in one controller

Automatic capacity calculations

Fully programmable cycle times

Salt setting in 10-grams increments

Operates 255, 263, 268, 273, 278,
and Magnum IT with one controller

764 DEMAND

Same features as the 762, plus:

Multi-tank applications (twin alternating, multi-tank parallel)

Control lockout

Remote regeneration

TECHNICAL SPECIFICATIONS

VALVE SPECIFICATIONS

Valve Body	Thermoplastic
O-rings	EPDM
Injector	7 sizes available: 14, 16, 18, 21, 24, 30, 36
Working Pressure	1.72-6.9 bar (25-100 psi)
Water Temperature	2-38°C (35°-100°F)
Ambient Temperature	2-48.9°C (120°F)
Controller Operating Voltage	12 VAC (Requires use of Pentair-supplied transformer)
Input Supply Frequency	50 or 60 Hz (Controller configuration dependent)
Motor Input Voltage	12 VAC
Controller System Power Consumption	3 W average

TRANSFORMER – ALL CONTROLLERS

Transformer Output Voltage	12 VAC 150 mA
Transformer Input Options	230 VAC 50/60 Hz
Transformer Plug Options	United Kingdom Plug Mainland Europe Plug

All Controllers require the use of a Pentair-supplied transformer. Additional transformers may be available – call for more information.

FLOW RATES (VALVE ONLY)

Service @ 1.03 bar (15 psi) drop	17.3 m ³ /h (76 gpm)
Backwash @ 1.72 bar (25 psi) drop	20.2 m ³ /h (89 gpm)
Service	Kv = 17 (Cv = 19.5)
Backwash	Kv = 19.9 (Cv = 17.8)

VALVE CONNECTIONS

Tank Thread	4 inches 8 UN
Inlet/Outlet Threads	2 inches: connections NPT or BSPT, Female, CPVC
Brine Line	¾ inch NPT
Drain Line*	1½ inch: connections for NPT or BSPT, Female, CPVC
Riser Tube Diameter	1½ inch
Riser Installation	Above top of tank ⅝ inch (± ⅛ inch)
Pilot Drain and Auxiliary Hydraulic Output	¼-inch tube fitting

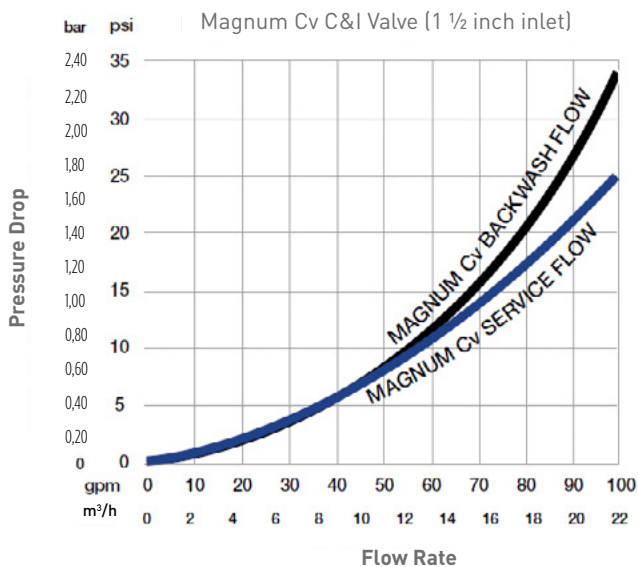
*Valve installed drain flow controls available (5-40 gpm). If higher backwash flow is needed, an external flow control will be required.

OPTION

- Top Mount (4-inch threaded stainless steel adapter or 6-inch flanged noryl adapter) or Side Mount Configuration.

PERFORMANCE

FLOW RATE VS PRESSURE DROP



FLOW SENSOR OPTION

INTERNAL TURBINE UNIT

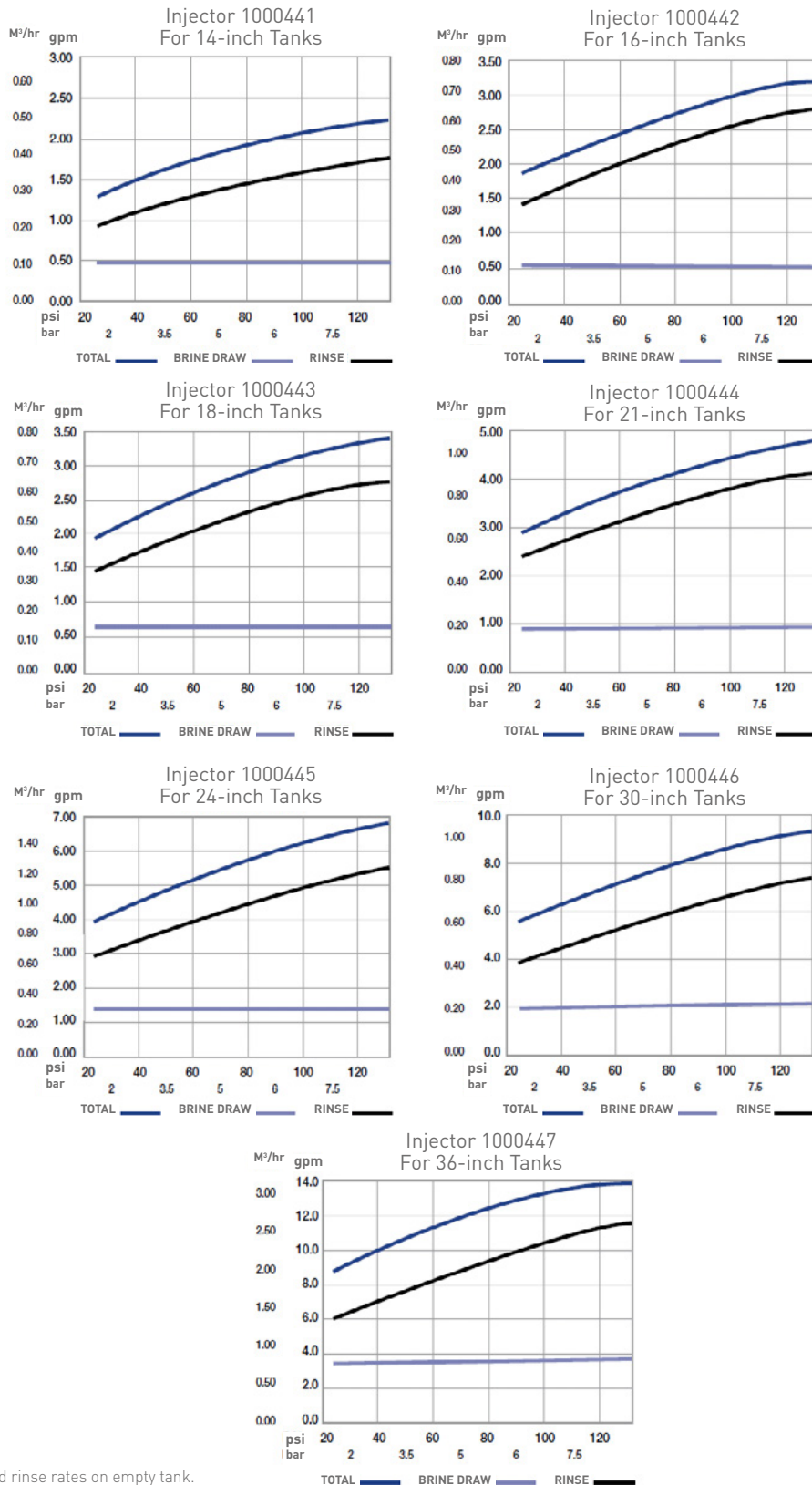
Normal Operating Range	0.45-18.1 m³/hr (2-80 gpm)
Peak Operating Range	0.22-22.7 m³/hr (1-100 gpm)
Normal Accuracy Range	± 3%

EXTERNAL FLOW METER – 2.0"

Normal Operating Range*	0.50-51.0 m³/hr (5.0-225 gpm)
Normal Accuracy Range	± 3%
Connections	2-inch: connections NPT or BSPT, Female, CPVC

*Recommended maximum continuous duty flow rate of 2-inch turbine is 70% of maximum flow rate.

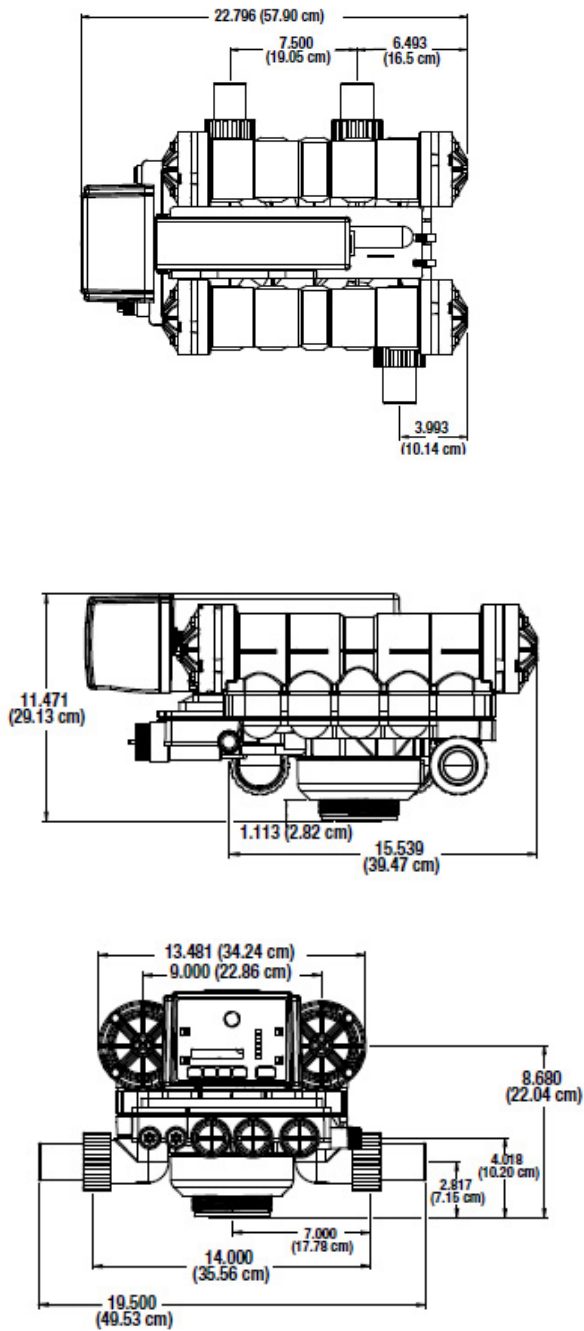
INJECTOR* PERFORMANCE



NOTE: Brine draw and rinse rates on empty tank.

DIMENSIONS

1½-inch Magnum Cv



2-inch Magnum IT

